

1

2

3

4

5

6

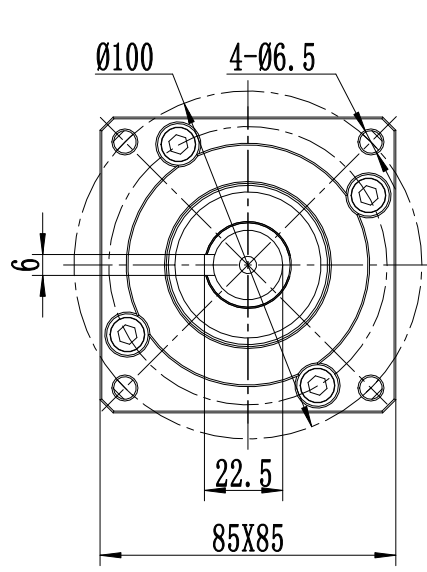
A

B

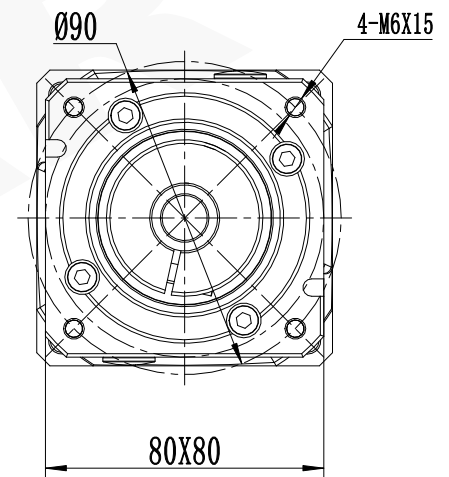
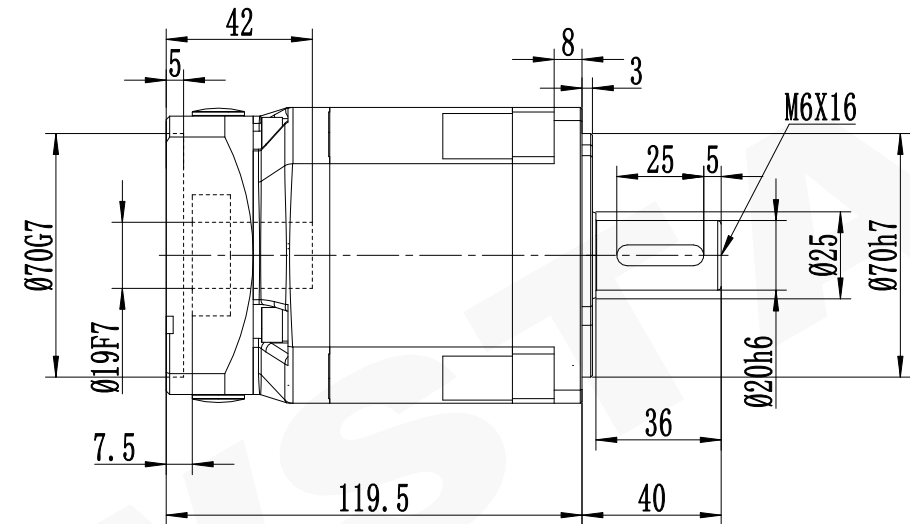
C

D

输出端
OutPut



输入端
InPut




A

B

C

D

| | | | | | | | | | |
|--------------------------------------|--|-----------|--------------------------------|----------------|-------|------------------------------|--|---|------|
| 减速比 (Ratio i) | | 9 | 12/16/20/32 | 15/40/25/50/30 | 64/80 | | | 6-30 | ±0.5 |
| 额定承载扭矩 (Rated load torque) Nm | | 40 | 110 | 90 | 50 | | | 30-120 | ±0.8 |
| 最大加速力矩 (Max. acceleration torque) Nm | | 72 | 198 | 162 | 90 | | | 120-400 | ±1.2 |
| 急停扭矩 (Emergency stop torque) Nm | | 120 | 330 | 270 | 150 | | | 400-1000 | ±2 |
| 精密行星减速机技术参数 | | | | | | | | 精密行星减速机 | |
| 容许最大径向载荷 (Max. radial load) | | 900N | 空载力矩20℃ (No-load torque) | | | ≤ 0.2Nm | | Precision Planetary Gear Boxes | |
| 容许最大轴向载荷 (Max. axial load) | | 1200N | 润滑 (Lubrication) | | | 合成润滑油 (Synthetic grease) | |  | |
| 额定输入转速 (Nominal input speed) | | 3000r/min | 使用环境温度 (Operation temperature) | | | -15℃ +90℃ | | 纽比达特 | |
| 最大输入转速 (Max input speed) | | 6000r/min | 使用寿命 (Service life) | | | ≥20000h | | PS090L2-i-P2-S2 | |
| 噪音 (Noise) ≤ | | 60db | 防护等级 (Protection grade) | | | IP54 | | 19-40-70-90-M6 | |
| 回程间隙 (Backlash) | | 10arcmin | | | PS系列 | Tel/电话: 0533-6288333 6288444 | | A. PS. 090. | |
| | | | | | P2 L2 | Fax/传真: 0533-6288411 | | | |
| | | | | | | Web/网址: www.newstart.cn | | | |

1

2

3

4

5

6